


# Requirements, Validation and Risk



# The Story So Far ...

- We want to build a quality product
- What are we supposed to be building, again?
- We should ask the customer!
  - **But how?**



# One-Slide Summary

- **Requirements elicitation** relies on communication with **stakeholders**. This includes identifying relevant parties, understanding the domain, interviews, and the exploration of alternatives. Requirements often conflict.
- **Validation** checks the correctness of requirements; **verification** checks the correctness of software.
- **Risk** includes both the likelihood and the consequence of failure.

# Requirements Elicitation

- **Requirements elicitation** is the process of identifying system requirements through communication with stakeholders. Typically:

Step 1. Identify stakeholders

Step 2. Understand the domain

- Analyze artifacts, interact with stakeholders

Step 3. Discover the real needs

- Interview stakeholders, resolve conflicts

Step 4. Explore alternatives to address needs

# Stakeholder

- A **stakeholder** is any person or group who will be affected by the system, directly or indirectly
  - **Customers**, other parts of your own organization, regulatory bodies, etc.
- Stakeholders may disagree
- Requirements process should trigger negotiation to resolve conflicts
- (We will return to conflicts)



*"Again this year, you get one wish...  
but please don't waste it on  
something even I can't grant, like  
clear business requirements."*

# Stakeholder Analysis

- Common criteria for **identifying** relevant stakeholders include:
- Relevant positions in the organization
- Effective role in **making decisions** about the system
- Level of domain expertise
- Exposure to perceived problems
- Influence in system **acceptance**
- Personal objectives and conflicts of interest

# NASA Example of Stakeholders

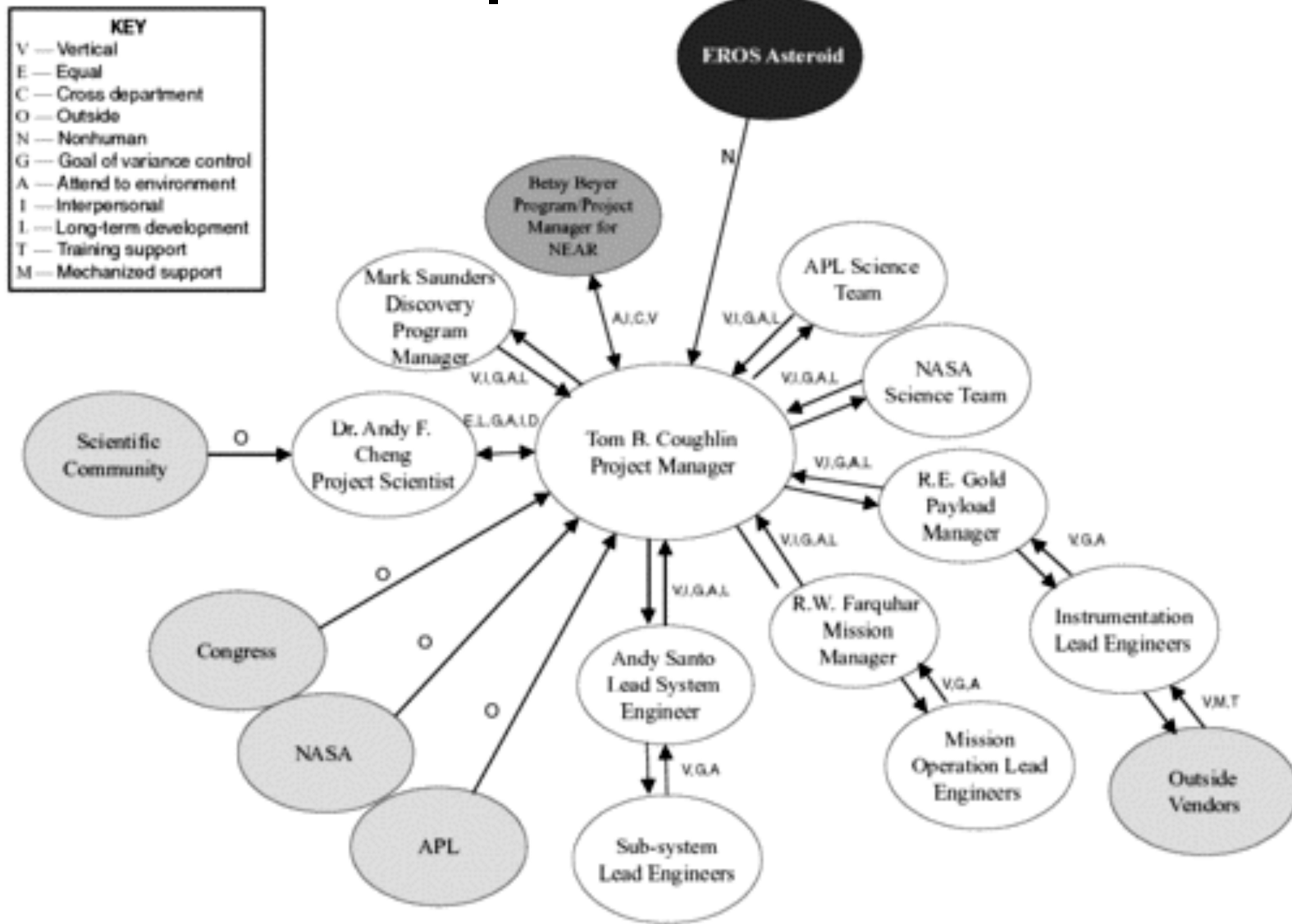


FIGURE 6-3 Role network for National Aeronautics and Space Administration (NASA's) Near Earth Asteroid Rendezvous project.

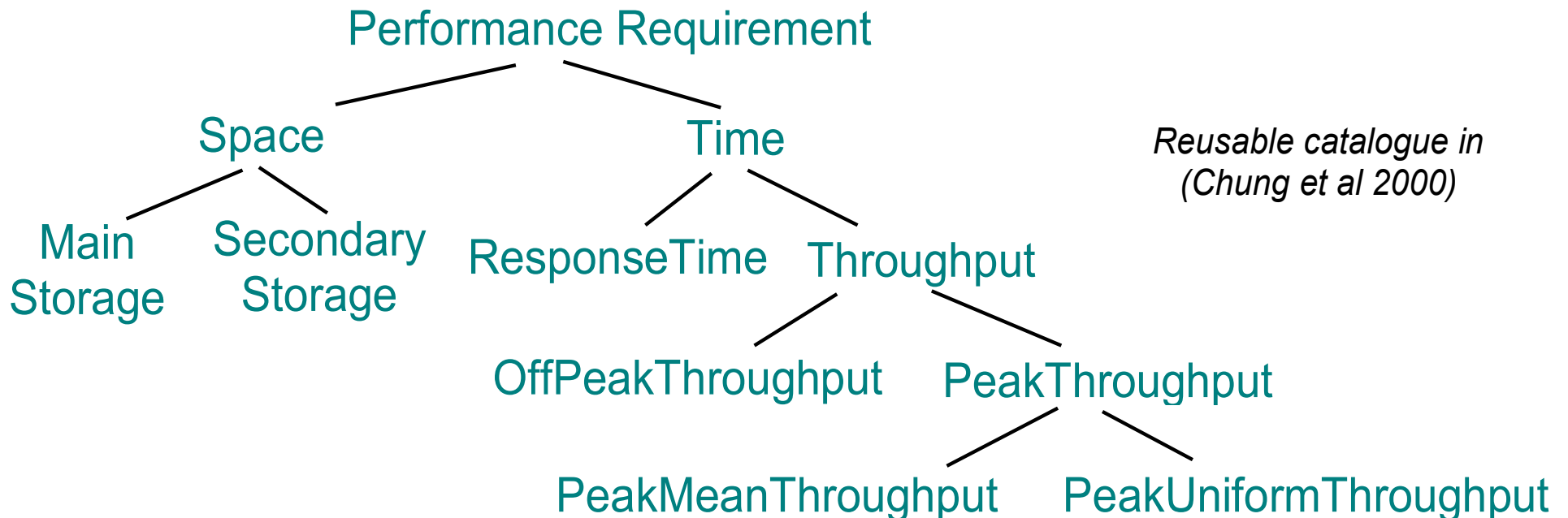
# Step 2: Understanding the Domain

- **Content analysis** involves learning about the system domain
  - Books, articles, wikipedia, etc.
- This often focuses on the system to be built or replaced
  - How does it work? What are the problems? Are there manuals? Bug reports?
- But it also involves the organization
- And reusing knowledge from other systems



# Domain-Independent Checklist

- Consider the list of qualities (from the previous lecture) and select relevant ones
  - Privacy, security, reliability, etc.
  - Even “performance” can be complicated:



# Step 3: Discover Real Needs via Interviews

- Having identified stakeholders of interest and information to be gathered ...
- Conduct an **interview**



# Step 3:

## Discover Real Needs via Interviews

- Having identified stakeholders of interest and information to be gathered ...
- Conduct an **interview**
  - This can be structured or unstructured, individual or group, etc.
  - It may even be a simple phone call
- Record and transcribe interview
- Report important finding
- Check validity of report with interviewee

# Requirements Interview Advice

- Get basic facts about the interviewee before (role, responsibilities, ...)
- Review interview questions before interview
- Begin concretely with specific questions, proposals: work through prototype or scenario
- Be open-minded; explore additional issues that arise naturally, but stay focused on the system
- Contrast with current system or alternatives
  - Explore conflicts and priorities
- Plan for follow-up questions

# Example: Identifying Problems (1)


- What problems do you run into in your day-to-day work? Is there a standard way of solving it, or do you have a workaround?
  - Why is this a problem? How do you solve the problem today? How would you ideally like to solve the problem?
- **Keep asking follow-up questions** (“What else is a problem for you?”, “Are there other things that give you trouble?”) for as long as the interviewee has more problems to describe

# Example: Identifying Problems (2)

- So, as I understand it, you are experiencing the following problems/needs ...
  - Describe the interviewee's problems and needs in your own words: often **you do not share** the same image. It is very very common to not understand each other even if at first you think you do.
- Just to confirm, have I correctly understood the problems you have with the current solution?
  - Are there any other problems you're experiencing? If so, what are they?

# Interview Tradeoffs

- Strengths
  - Reveal what stakeholders do, feel, prefer
  - How they interact with the system
  - Challenges with current systems
- Weaknesses
  - Subjective, yield inconsistencies
  - Hard to capture domain knowledge
  - Organizational issues, such as politics
  - Hinges on interviewer skill



# Capturing and Synthesizing

- We acquire requirements from many sources
  - Elicit from stakeholders
  - Extract from policies or other documentation
  - Synthesize from above: estimation and invention
- Stakeholders do not always know what they want (!)
  - Be faithful to stakeholder needs and expectations
  - Anticipate additional needs and risks
  - Validate that “additional needs” are necessary or desired



# Analogy: Ethnography



(Dr. Margaret Mead in Samoa, 1975)

# Observation and Ethnography

- Observe people using their current system
- **Passive**: no interference with task performers
  - Watch from outside, record (notes, video), edit transcripts, interpret
  - Protocol analysis: they concurrently explain it
- **Active**: you get involved in the task, even become a team member
- Ethnographic studies, over long periods of time, discover emergent properties of social group involved

# Mead vs. Freeman (1)

- In her popular 1928 book, *Coming of Age in Samoa*, Mead presented Samoan culture as a social system that allowed many adolescents to experiment sexually before marriage
  - Based on observations, interviews, ethnographic studies, etc.
- Mead almost certainly had a political agenda (she was a sexual progressive, etc.)
  - But that did not make her wrong

# Mead vs. Freeman (2)

- In 1983, Freeman's *Margaret Mead and Samoa: The Making and Unmaking of an Anthropological Myth*, suggested that Mead was just gullible. Two of her informants had been lying: “Never can giggly fibs have had such far-reaching consequences in the groves of Academe.”
  - This significantly discredited her work
- It seemed his follow-on interviews found very different results. How could that be?

# Mead vs. Freeman (3)

- Basically, *Freeman* was lying
- In 1996, Orans used Mead's own notes to show that “such humorous fibbing could not be the basis of Mead's understanding. Freeman asks us to imagine that the joking of two women, pinching each other as they put Mead on about their sexuality and that of adolescents, was of more significance than the detailed information she had collected throughout her fieldwork.”

# Mead vs. Freeman (4)

- In 2011, Shankman used Freeman's own notes and found that his interviews were conducted in problematic ways:
  - “The 1987 interview with Fa'apua'a was arranged and carried out by Fofoa's son, a Samoan Christian of high rank who was convinced that Mead had besmirched the reputation of Samoans by portraying his mother, her friend Fa'apua'a, and other Samoans as sexually licentious.”
  - “Fofoa's son told Fa'apua'a "that the purpose of the interview was to correct 'the lies she [Mead] wrote in her book, lies that insult you all.'””

# Mead vs. Freeman (5)

- Shankman notes that “there is no information on the sex from these two women in Mead's field notes”: she could not have been fooled by women who were not her informants
  - Instead, she drew her conclusions from data on 25 adolescent girls, of whom over 40% were sexually active, and interviews with men and women
- While she may have downplayed some aspects of Samoan sexuality (e.g., rape and physical punishment for those who violated norms), she did not invent a false narrative

# Requirements Interviews vs. Ethnography

- Why I am telling you so much about ethnography and cultural anthropology?

Want to read more?  
Try “Sex, Lies, and Separating Science From Ideology”:

<https://www.theatlantic.com/health/archive/2013/02/sex-lies-and-separating-science-from-ideology/273169/>



©Dan Piraro.



# Trivia: Western Philosophy

- Identify the philosopher associated with each quote:
- “Man is by nature a political animal.” (~350 BCE)
- “All human knowledge begins with intuitions, proceeds from thence to concepts, and ends with ideas.” (1781)
- “More natural is our position in politics: We see problems of power, of one quantum of power against another. We do not believe in any right that is not supported by the power of enforcement: we feel all rights to be conquests.” (1888)
- “It is nonsense to assert that revelry, vice, ecstasy, passion, would become impossible if man and woman were equal in concrete matters.” (1949)

# Trivia: Countries

- This country unified from three kingdoms into a singular political entity in 676. It gave rise to the world's first metal movable type (13<sup>th</sup> century) and a lovely constructed alphabet (15<sup>th</sup> century), but was weakened by Mongol invasions and annexation by Japan. Its largest city is the fourth most economically powerful in the world, measured by GDP.

# Identifying Conflicts: Inconsistencies

- **Terminology** clash: same concept named differently in different statements
  - e.g., library: “borrower” vs. “patron”
- **Designation** clash: same name for different concepts in different statements
  - e.g., “user” for “library user” vs. “library software user”
- **Structure** clash: same concept structured differently in different statements
  - e.g., “latest return date” as time point (e.g. Fri 5pm) vs. time interval (e.g. Friday)

# Conflict Strength

- In a **strong conflict**, statements are not satisfiable together
  - e.g., “participant constraints may not be disclosed to anyone else” vs. “the meeting initiator must know participant constraints”
- In a **weak conflict (divergence)**, statements are not satisfiable together under **some** boundary condition
  - e.g., “patrons shall return borrowed copies within  $X$  weeks” vs “patrons may keep borrowed copies as long as needed” contradicts only if “needed  $> X$ ”

# Resolving Conflicts

- “No Silver Bullet” (this is why they pay you)
- For Terminology, Designation and Structural conflicts: **build a glossary**
- For Weak and Strong Conflicts: negotiation is typically required
  - If the cause is different stakeholder objectives, it must be resolved outside of RE
  - If the cause is quality desires (e.g., “Good, cheap, on-time: pick two”), you **explore quality tradeoffs**

# Step 4: Explore Alternatives

- Alternative solutions and tradeoffs are typically presented via **prototypes**, **mockups** or **storyboards**
- Mockups can be low- or high-fidelity
- Rapid prototypes can be throw-away (designed to learn about the problem, not for actual use) or evolutionary (intended to be incorporated into the final product)
- Stories detail **who** the players are, **what** happens to them, **how** it happens, why it happens, and what could go wrong

# Informality

- Storyboards and mockups definitely do exist, but are often informal and incomplete



# Exploration

- Humans are better at **recognizing and evaluating** solutions than facing blank pages
- Mockups and prototypes explore uncertainty in requirements
  - Validate that we have the right requirements
  - Get feedback on a candidate solution
  - “I’ll know it when I see it.”
- Stories illuminate the system by walking through real or hypothetical sequences



# Requirements Documentation

- Formal **standards** for writing down requirements exist (e.g., “may” vs. “must”) but are not a focus for this course
  - They vary by domain and company (e.g., startup vs. established)



*At last, he has found the famous Requirements Document dating back to the Traditional Age.*

# Requirements Elicitation: Reminder

- **Requirements elicitation** is the process of identifying system requirements through communication with stakeholders. Typically:

Step 1. Identify stakeholders

Step 2. Understand the domain

- Analyze artifacts, interact with stakeholders


Step 3. Discover the real needs

- Interview stakeholders, resolve conflicts

Step 4. Explore alternatives to address needs

# Requirements for Requirements?

- Correct
- Consistent
- Unambiguous
- Complete
- Feasible
- Relevant
- Testable
- Traceable



YO DAWG

I heard you like programs

# Verification and Validation

- **Validation** is the task of determining if the **requirements** are correct
  - Are the requirements complete? Do they reflect the client's problem? Are they consistent?
- **Verification** is the task of determining if the **software** is correct (e.g., by testing)
  - Does the software satisfy the specification?
  - Is the specification correct with respect to the requirements, assuming the domain properties hold?

# Approaches

## Validation

- Interviews
- Reading
- Walkthroughs
- Prototypes
- Scenarios
- Checklists
- Modeling

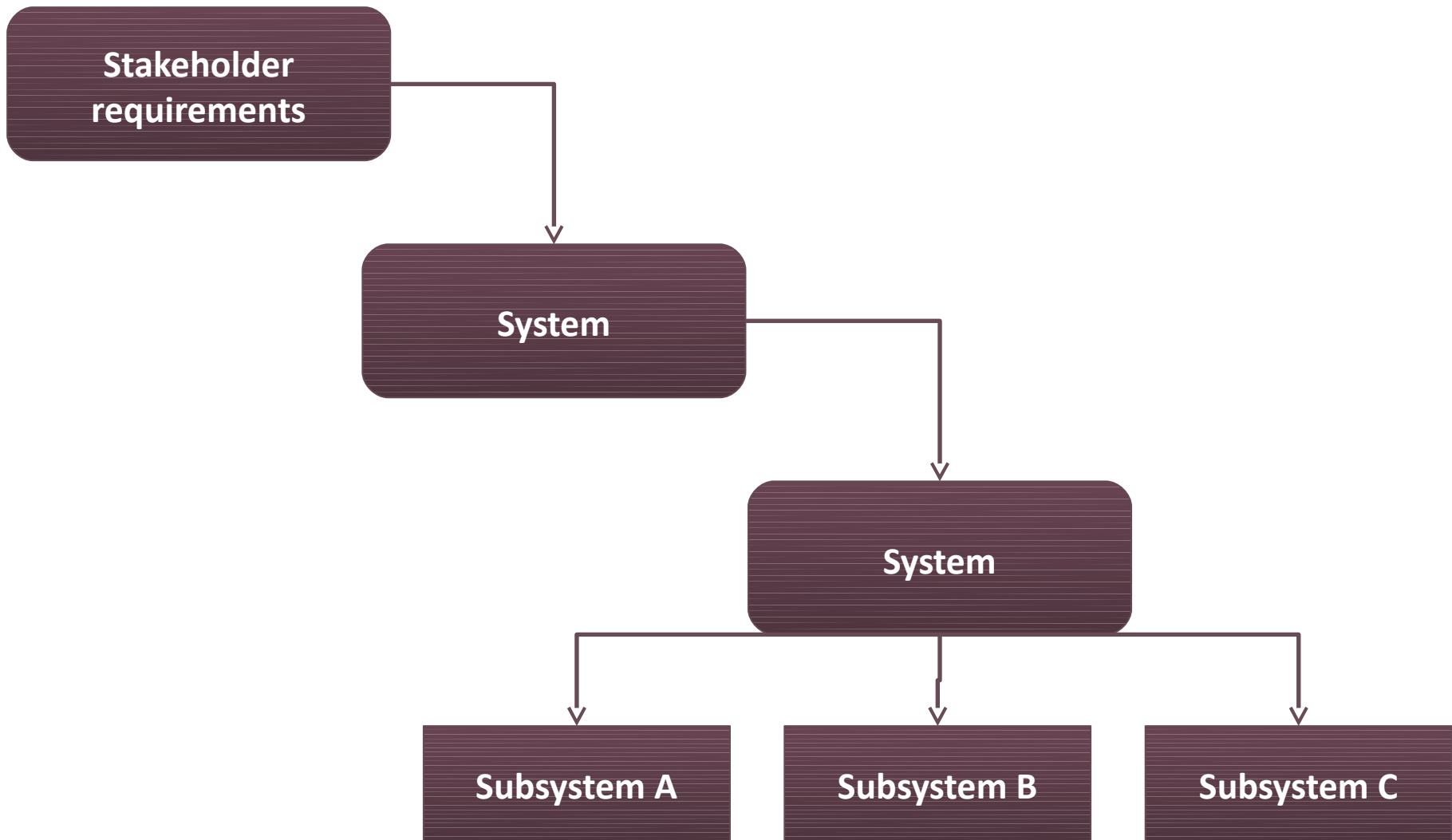
## Verification

- Testing
- Mathematical proofs
- Simulation
- Static analysis
- Dynamic analysis
- Checks for unreachable states or transitions (model checking)

# Decomposition

- We recursively **decompose** a system, from the highest level of abstraction (stakeholder requirements) into lower-level subsystems and implementation choices
- This decomposition establishes **traceability**, which identifies relationships between requirements and implementations
- Traceability is important for verification and when requirements **change**
- Decomposition helps both validate and verify

# Decomposition Example



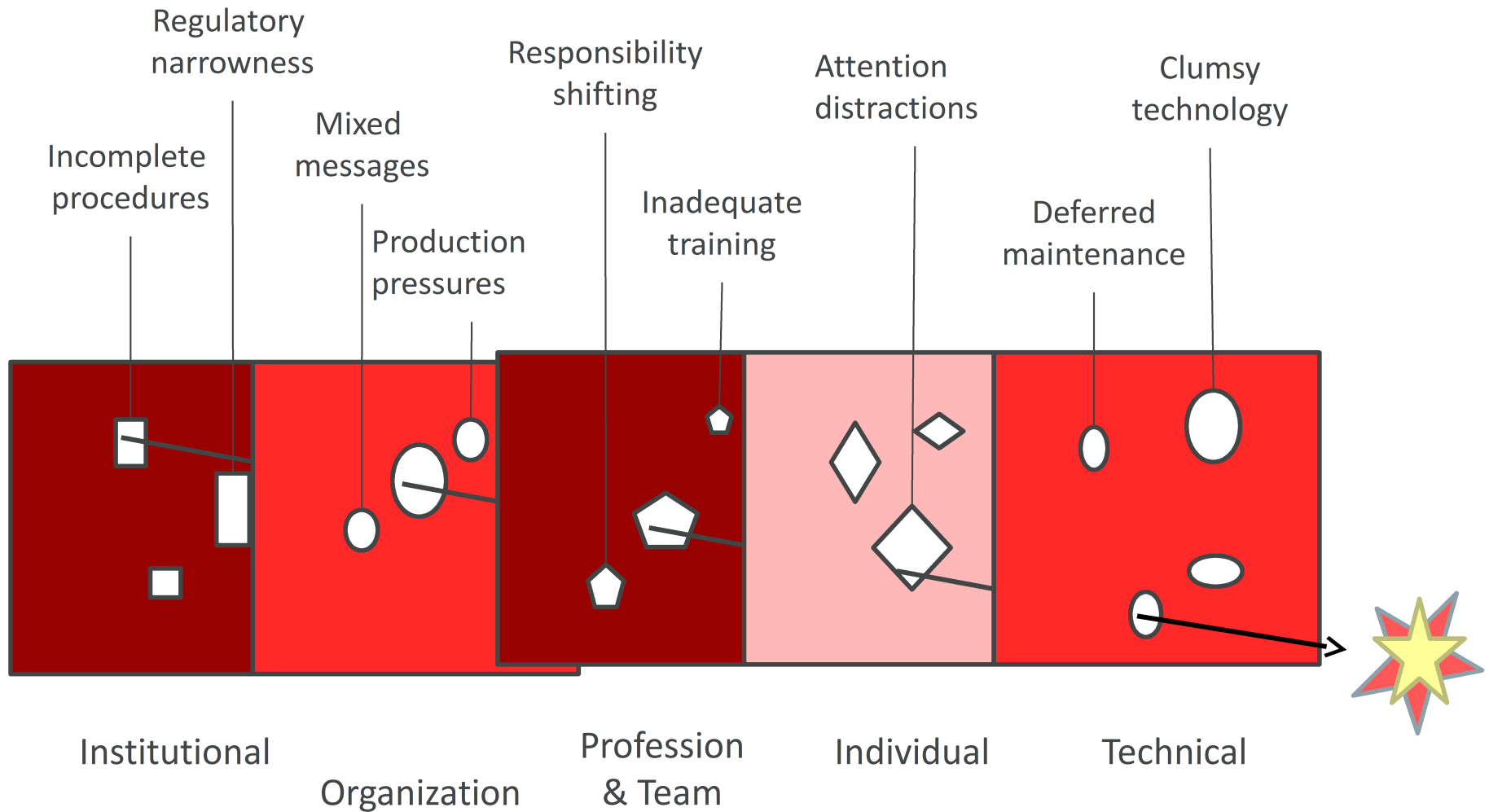
# Risks



- In this context, a **risk** is an uncertain factor that may result in a loss of satisfaction of a corresponding objective
- For example:
  - The system delivers a radiation overdose to patients (Therac-25, Theratron-780)
  - Medication administration record (MAR) knockout (provided inaccurate medication plans hospital-wide)
  - Premier Election Solutions vote-dropping “glitch”



# Swiss Cheese Model



Modified from Reason, 1999, by R.I. Crook

# Risk Assessment

- Risk consists of multiple parts:
  - The likelihood of failure
  - The negative consequences or impact of failure
  - In advanced models: the causal agent and weakness
- Mathematically,

$$\text{Risk} = \text{Likelihood} \cdot \text{Impact}$$



# Example: CVSS V2.10 Scoring

- The Common Vulnerability Scoring System consists of:
  - 6 base metrics (access vector, complexity, confidentiality impact, ...)
  - 3 temporal metrics (exploitability, remediation, ...)
  - 5 environmental metrics; all qualitative ratings (collateral damage, ...)
- $\text{BaseScore} = \text{round\_to\_1\_decimal}(((0.6 * \text{Impact}) + (0.4 * \text{Exploitability}) - 1.5) * f(\text{Impact}))$
- $\text{Impact} = 10.41 * (1 - (1 - \text{ConfImpact})) * (1 - \text{IntegImpact}) * (1 - \text{AvailImpact})$
- $\text{Exploitability} = 20 * \text{AccessVector} * \text{AccessComplexity} * \text{Authentication}$
- $f(\text{Impact}) = 0$  if  $\text{Impact}=0$ , 1.176 otherwise

# Example: DO-178b

## Aviation Failure Impact Categories

- No effect - failure has no impact on safety, aircraft operation, or crew workload
- Minor - failure is noticeable, causing passenger inconvenience or flight plan change
- Major - failure is significant, causing passenger discomfort and slight workload increase
- Hazardous - high workload, serious or fatal injuries
- Catastrophic - loss of critical function to safely fly and land


# Fault Tree Analysis

- **Fault tree analysis** is a top-down technique to model, reason about, and analyze risk
- A fault tree analysis decomposes a particular type of failure into constituent potential causes and probabilities
- It defines the scope of system responsibilities and identifies unacceptable risk conditions that should be mitigated


# Fault Tree Diagrams




Top-level or intermediate event




Or gate




Undeveloped event



And gate

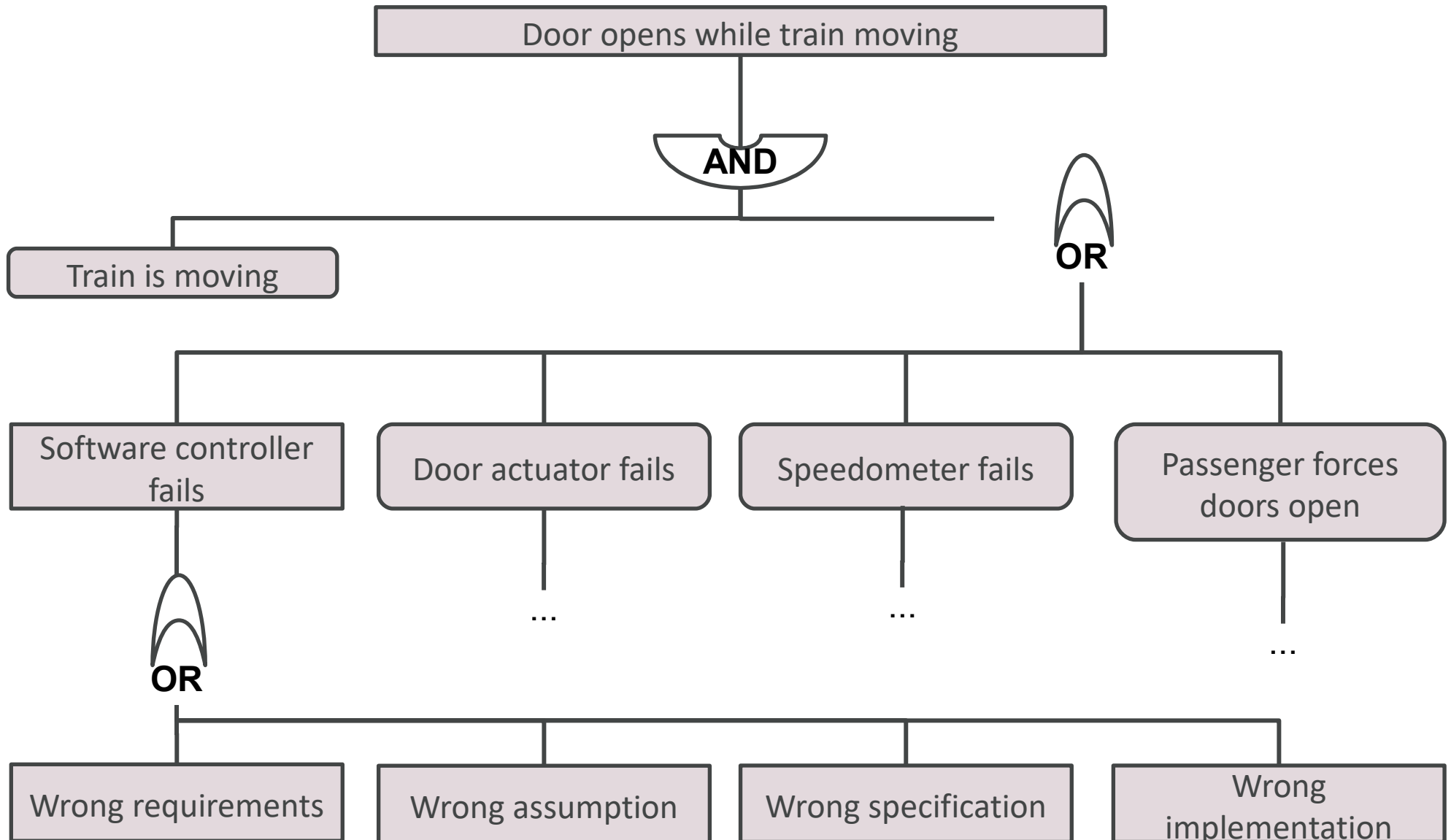


Basic event



Transfer gate

# Example Fault Tree to Quantify Risk




# Risk Response Strategies

- **Accept** the risk: for low likelihood or low impact risks, or where the cost of mitigation is too high
- **Transfer** the risk: push the risk outside the system boundary
- **Mitigate** the risk: introduce active countermeasures
  - Reduce likelihood of failure; reduce severity of impact; change *ors* to *ands*!
- **Avoid** the risk: redesign so that risk cannot occur



# Questions?



www.dilbert.com ecott@adema@aol.com

© 2003 United Feature Syndicate, Inc.