

# Lecture 1 recap

# Recap

- Basic commands: `man`, `pwd`, `ls`, `cd`, `mv`, `rm`, `touch`
- Script files
- Running scripts

## Some more stuff

- Basic text editor: `nano`
- `^C` (ctrl-C): SIGINT
  - "Signal, interrupt"
  - Interrupts running program: can be helpful if the program isn't receiving input
  - More on signals next week...
- Variables
  - Things like `PATH`, `HOME`, `EDITOR`
  - Some programs will look at certain variables
- Argument documentation syntax
  - `command <mandatory arg> [optional arg]`

# Announcements

- Basic 1 is out
- Advanced 1 will be out today/tomorrow
- Lecture 1 survey closing at midnight
- When emailing the staff or just me, please include "EECS 201" in the subject line
- We'll be trying out Zoom Meeting this week
  - When I get to the end of a slide, feel free to ask a question

# GITing Started

## Week 2

```
git init; git status; git log; git add; git commit;
```

# Overview

1. What is version control?
2. Basic Git flow
3. Git branches
4. A taste of Git remotes

# Version control

- Keep track of changes of files over time, allowing you to roll back to previous versions
- Software to handle this are known as "version control systems" (VCS)

# Two paradigms

## Centralized (CVCS)

- Central server keeps track of all the changes and history
- Each developer has local copies of files they need, but need to check in with the server to do any versioning
- Server down? Good luck.
- Examples: CVS, SVN, Perforce

## Decentralized (DVCS)

- Each developer has a local copy of the entire codebase and its history
- Developers can perform versioning locally without needing to contact a server
- Server optional
- Examples: Git, Mercurial

# Why version control?

- Checkpointing your work
  - Have you ever made `main.c.backup1`, `main.c.backup2`,...?
- Keeping multiple parallel versions of your work
  - Have you implemented {thing} one way, made another implementation of {thing} but wanted to keep both around?
  - Have you ever emailed code or sent code in some messaging app?
  - Have you tried to coordinate people working on the same file?



Enter...

# Enter...Git!

- Distributed version control system (DVCS)
- Designed by Linus Torvalds to manage the Linux kernel
- No server needed, super easy to get started with
  - `git init`
  - `git add`
  - `git commit`

That's it, lecture's over!

# Git Overview

- Repository: a directory of stuff that Git is versioning
  - `.git` is the directory that holds all this metadata
- Commit: a checkpoint for the files in the repository
  - Given a hash for identification
  - (Unlike other VCS, has actual snapshots of files rather than diffs)
- History is a linked list of commits pointing to their parent
  - Directed acyclic graph (DAG) may be more accurate

## Basic commands

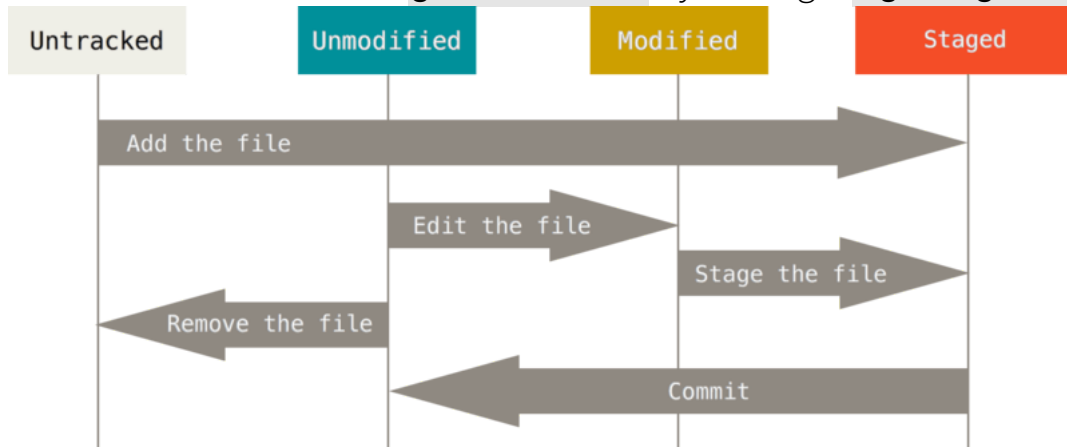
- `git init`
- `git status`
- `git log`
- `git add`
- `git reset`
- `git checkout`
- `git commit`

# Some neat resources

- `man git`
- `man git-<command>` or `help git <command>`
- [Official Git documentation](#)
- [Official Git tutorial](#)
  - `man gittutorial`
- [Official Git minimal set of useful commands](#)
  - `man giteveryday`
- [Pro Git book](#)
  - Free and comprehensive
  - Besides being on the web, has `.pdf`, `.epub`, and `.mobi` formats!
  - A really great read

# Files have multiple states

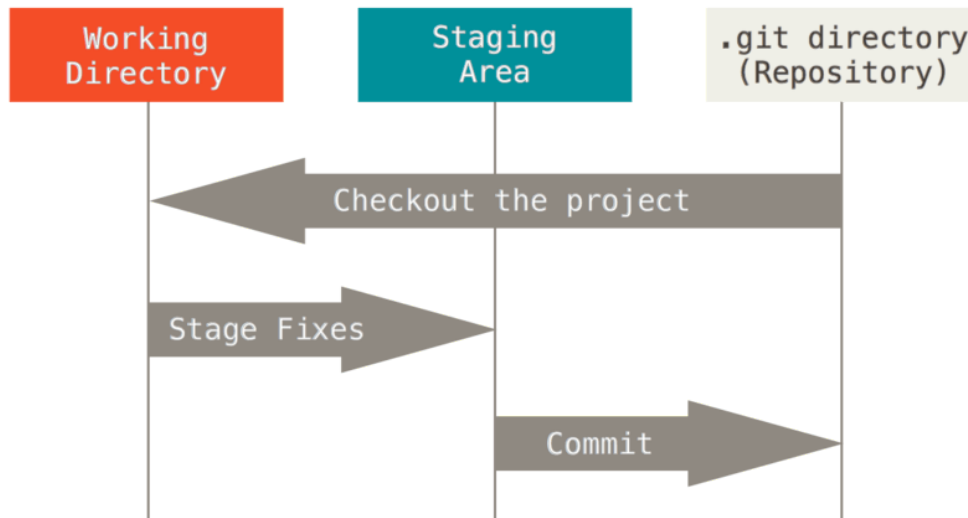
- **Unmodified:** Nothing has happened to this file; no changes compared to current commit
- **Modified:** This file differs from the version in the current commit. Can be `git add` to be **Staged**
- **Staged:** This file differs, and is set to be in the next commit
- **Untracked:** This file does not exist in the current commit
  - It's pretty similar to **Modified**; it "differs" by existing while the current commit says it doesn't exist
  - You can hide these from `git status` by adding a `.gitignore` file



From [Pro Git](#)

# Ties into the "areas"

- **Working Directory:** the directory as your filesystem sees it, a mess of files which may or may not be changed, or may be even untracked
- **Staging Area/Index:** list of files whose snapshots will be part of the next commit
  - You'll see it referred to as either: I'm going to say "**index**" for brevity and to distinguish it from the file state of **Staged**
- **Repository:** What commits Git now has saved
- Files and their snapshots will work their way through these three areas



From [Pro Git](#)

# Scenario 1: Untracked file

1. An untracked file chills in the **Working Directory**
2. You decide to start versioning it, so you `git add` it, making it **Staged** and putting it into the **Index**
3. You commit the file in the **Index**, landing it in **Repository**

# Scenario 2: Modified file

1. The file is now **Unchanged** as of the current commit, and is still chilling in the **Working Directory**
2. You make some changes, so now the file is **Modified**
  - Oops, maybe I don't like what I did and want to change it back to the old committed version, let's `git checkout` it
3. You `git add` it, making it **Staged** and putting it into the **Index**
  - Oops, maybe I added an extra file I didn't want to stage, let's `git reset` it back to **Modified**
4. You commit the file's snapshot, getting that snapshot into the **Repository**

# Putting it together, locally

1. Initialize the repository

- `git init`

2. Add the initial files you want to track to the **Index**

- `git add`

3. Commit those initial files to the **Repository**

- `git commit`

4. Modify some files

- Don't like a modification and want to make the file **Unmodified** again?

- `git checkout <filename>`

- `git restore` is a new command that performs this behavior

5. Add **Modified/Untracked** files to the **Index**

- `git add`

- Accidentally added a file? `git reset <filename>` to take it out of the **Index**

6. Commit those files to the **Repository**

- `git commit`

- Didn't like your commit message or forgot to include some files? Add them to the **Index**, and `git commit --amend`

7. Go to 4, rinse and repeat



# Commits

- `git commit -m <message>` is a quick and dirty way to make a commit
- Not super ideal when it's a project that you're going to collaborate with others on
- `git commit` will open the configured editor and allow you to fully fill out a commit message

# Commits

## Title

- Limit to 50 characters
- Capitalize the first letter
- Imperative ("Fix xyz", "Remove abc")
- Summarize the commit

## Body

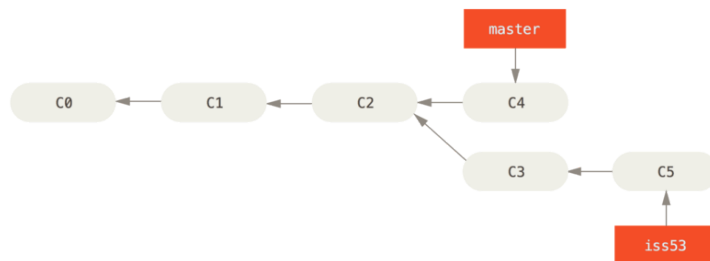
- Limit to 72 characters per line
- Explain what changed and why, not how
  - Your code (ideally) is the "how"
- Depending on your team/workplace: references to bug/issue number e.g. "Issue #22772", "Bug #1337"

No, I'm not making this up, it's [straight from the horse's mouth](#)

Ultimately these are just guidelines, not rules. Do what your team does, but try to keep good habits when you start something yourself

# Branching

- Making a linked list of commits is cool, but what can we do with it? Can we go back? Can we split off?
- **HEAD** is a pointer pointing to the current commit that's being looked at
- A **branch** in Git is a pointer to a commit
  - Super lightweight compared to other VCS, go wild
  - **HEAD** will follow along with the branch you are on
- Lots of applications:
  - Make a "backup" of branch
  - Manage a feature ("topic"/"feature" branches)
  - Have a separate line of development (e.g. taking two different approaches)
  - Represent release schedules (e.g. a development branch and a release branch)



From *Pro Git*

# Branching

- The default branch is **master**
  - Typically used for production/release
- **git branch** lists your local branches
- **git branch <branch-name>** creates a new branch
  - **<branch-name>** will point to wherever **HEAD** is pointing to
- **git checkout <branch-name>** checks out the branch, making your **HEAD** point to where **<branch-name>** is pointing to
  - **git switch** also switches to a branch; added in Git 2.23.0
  - **git checkout -b <branch-name>** creates **and checks out** the branch
- **git merge <branch-name>** will try to move the current branch to where **<branch-name>** is; this is called **fast-forwarding**
  - If the branches diverged (**<branch-name>** and the current branch both got new commits before merging), a special "merge commit" will be produced linking the two branches
  - (This is where things get a bit more messy and complicated: we'll take a closer look later)

# Remotes

- So far everything we've been looking at has been local
- What if you want to share it?
- A **remote** is a repository is hosted by some server on the Internet or internal network
- `git clone <URL> [directory]` will copy the repository from the server to your local machine
  - `origin` is the default name of the **remote** whose URL you cloned from
- `git remote -v` will list your **remotes**
- `git fetch` will get the latest commits from the **remote** into the **Repository**
- `git pull` will do a `git fetch` and additionally `git merge`, potentially modifying your **Working Directory**
- As you work on your locally, you can make commits to your local **Repository**
- `git push` will send your commits to the **remote**

# Remote hosting services

(a.k.a. Git != GitHub)

- [GitHub](#)
- [BitBucket](#)
- [GitLab](#)
  - GitLab is also a Git host server software that you can use to host your own repos
  - [gitlab.umich.edu](https://gitlab.umich.edu) is the GitLab server that the University of Michigan runs
  - [gitlab.eecs.umich.edu](https://gitlab.eecs.umich.edu) is the GitLab server that the EECS runs

# Communicating with remotes

- HTTP will use a username and password to authenticate
  - URL format: `https://somedomain.tld/path/to/repo.git`
  - Gets annoying having to type all the time
- SSH requires key setup
  - URL format: `git@somedomain.tld:path/to/repo.git`
  - No need to enter username and password though!
- These are the two most common for day to day use



Questions?

# Addenda

# Core commands

- `git init`
- `git status`
- `git log`
- `git add`
- `git reset`
- `git commit`
- `git branch`
- `git checkout`
  - `(git switch)`
  - `(git restore)`
- `git merge`

# Remote and Collaboration commands

- `git clone`
- `git fetch`
- `git pull`
- `git push`
- `git remote`

## Additional Commands

- `git help`
- `git stash`
- `git show`
- `git diff`
- `git rebase`
- `git blame`